


# Brain Models

Webster's defines a "model" as a description or analogy used to help visualize something. In just such a manner, many models have been developed in an attempt to explain variations in human behavior. These include educational, learning style, leadership, social science, physiological, psychological, and thinking-style models, just to name a few. Although none is believed to be definitively all-encompassing, models can provide a framework from which to identify and discuss differences and similarities, a sort of shorthand language.

Examples follow:



Perhaps the greatest loss you can experience in life is the loss of who you were intended to be innately—and the authentic realness you never lived in all of its thriving fullness.

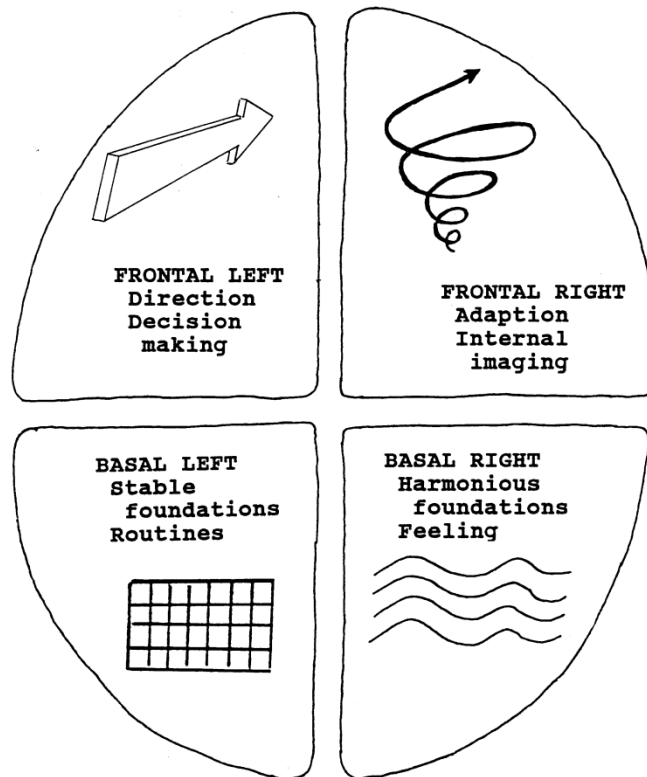
—Arlene R. Taylor

# Benziger Working Model of Brain Function

The focus is on validating and making effective use of all four cerebral modes and patterns. Benziger's model incorporates concepts of Extraversion/Introversion (e.g., Hans Eysenck) with a physiological update to the work of C. G. Jung, including additional information on Falsification of Type.

## Brain Lead

<b>Frontal Left (FL)</b> Direction and Decision-making	<b>Frontal Right (FR)</b> Adaption and Internal Imaging
<b>Basal Left (BL)</b> Stable Foundations and Routine	<b>Basal Right (BR)</b> Peaceful, Harmonious Foundations and Feeling



# Blitchington & Cruise Four Temperaments Model

(Thanks to W. Eugene Brewer PhD for correlation with cerebral function modes in his doctoral research project. Dr. Brewer used the Herrmann Brain Dominance Instrument or HBDI, Blitchington<sup>®</sup> and Cruise<sup>®</sup> Temperament Inventory, and Bernice McCarthy<sup>®</sup> 4-MAT inventory.)

The focus is on a way to identify behaviors. Incorporates terminology from Galen and Hippocrates.

Choleric (FL)	Sanguine (FR)
Phlegmatic (BL)	Melancholy (BR)

---

## Enneagram compared with C.G. Jung and Benziger

(Thanks to I. Katherine Benziger PhD for correlation)

The focus is on a method of labeling and describing differences in behavior/thinking styles.

Enneagram Type	Carl Gustav Jung (per Riso)	I. Katherine Benziger
1. The Reformer	Extraverted Thinker	Extraverted Frontal Left
2. The Healer	Extraverted Feeler	Extraverted Basal Right
3. The Status Seeker	No Explanation	Extreme Extraverts
4. The Artist	Introverted Intuitive	Introverted Frontal Right
5. The Thinker	Introverted Thinker	Introverted Frontal Left
6. The Loyalist	Introverted Feeler	Introverted Basal Right
7. The Generalist	Extraverted Sensation	Extraverted Basal Left
8. The Leader	Extraverted Intuitive	Extraverted Frontal Right
9. The Peacemaker	Introverted Sensation	Introverted Basal Left

---

## Farley Thrill-Seeking Model (Frank Farley)

The focus is on exploring connection between creativity and criminality, among other things.

	Big "T" – thrill-seeking, high stimulation needs, novelty, risk (FR Extraverted)
Little "T" – thrill avoiding, predictable, clarity, rigidity (BL introverted)	

## Fisher Personality Type (Helen E. Fisher) – Author of *Why Him? Why Her? Finding Real Love by Understanding Your Personality Type*

The focus is on assisting individuals in understanding attractions and partnering choices based on personality type. Dr. Fisher believes that each person is a unique mix of four broad basic personality types. Personality types result from a combination of character (e.g., traits that stem from your own experiences) and temperament (e.g., all the biologically based tendencies that he/she inherited). By identifying one's primary personality type, one can better understand how one's primary personality type steers the person toward specific romantic partners. (EAI and Sensory Preference not accounted for as overlays.)

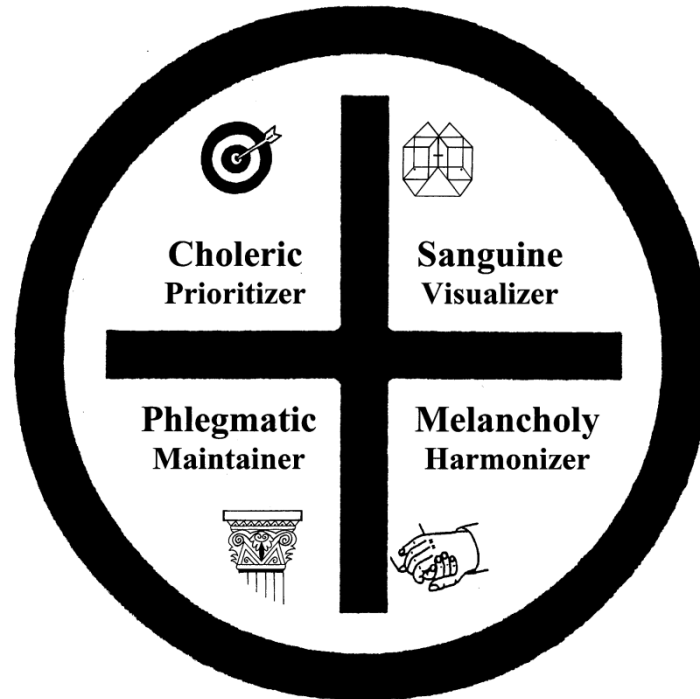
Compared with C. G. Jung, Benziger, and Cruise and Blitchington models.

<p>Directors</p> <p>Benziger: Frontal Left Cruise &amp; Blitchington: Choleric C. G. Jung: Thinking function</p>	<p>Explorers</p> <p>Benziger: Frontal Right Cruise &amp; Blitchington: Sanguine C. G. Jung: Futures function</p>
<p>Builders</p> <p>Benziger: Basal Left Cruise &amp; Blitchington: Phlegmatic C. G. Jung: Sensing function</p>	<p>Negotiators</p> <p>Benziger: Basal Right Cruise &amp; Blitchington: Melancholy C. G. Jung: Feelings function</p>

## Galen (circa 200 A.D.) and Hippocrates (circa 500 B.C.) Four Humors Model

The focus is on identifying and describing behaviors. Incorporates terminology used by Hippocrates.

Choleric (FL)	Sanguine (Extraverted)
Phlegmatic (BL)	Melancholic (Introverted)



---

## Gregorc Learning Styles (Anthony F. Gregorc)

The focus is on assisting teachers to understand and communicate with students more effectively.

Abstract Sequential (FL)	Abstract Random (FR)
Concrete Sequential (BL)	Concrete Random (BR)

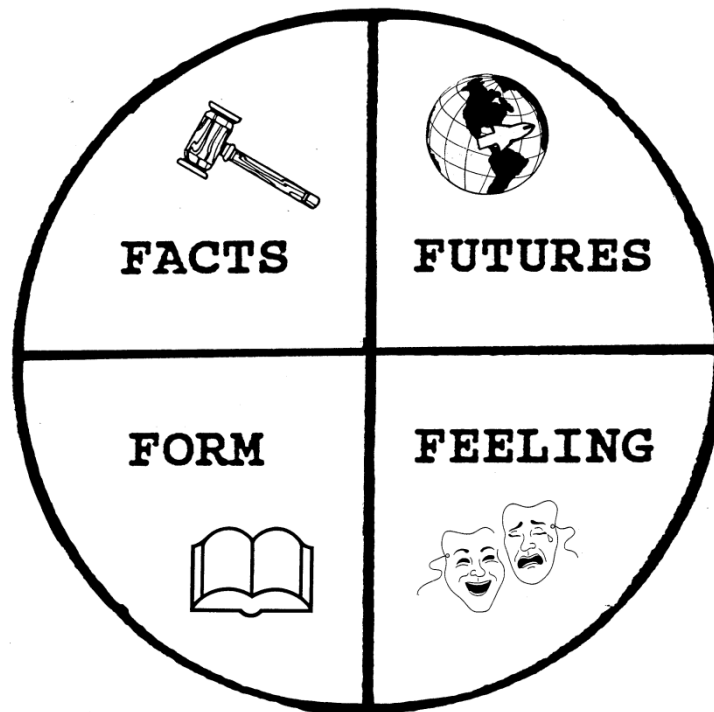
---

# Herrmann Whole Brain Model (Ned Herrmann) –

Author of *The Whole Brain Business Book*

The focus is on enhancing self understanding and enabling creative thinking through the use of his metaphorical whole brain model. "Because this is a metaphorical model and not a clinical one, it permits us to make selected applications while a precise clinical model is still decades from perfection. The metaphoric Whole Brain Model provides a useful and valid basis for determining thinking style preferences lacking a location-specific, precise physiological construct."

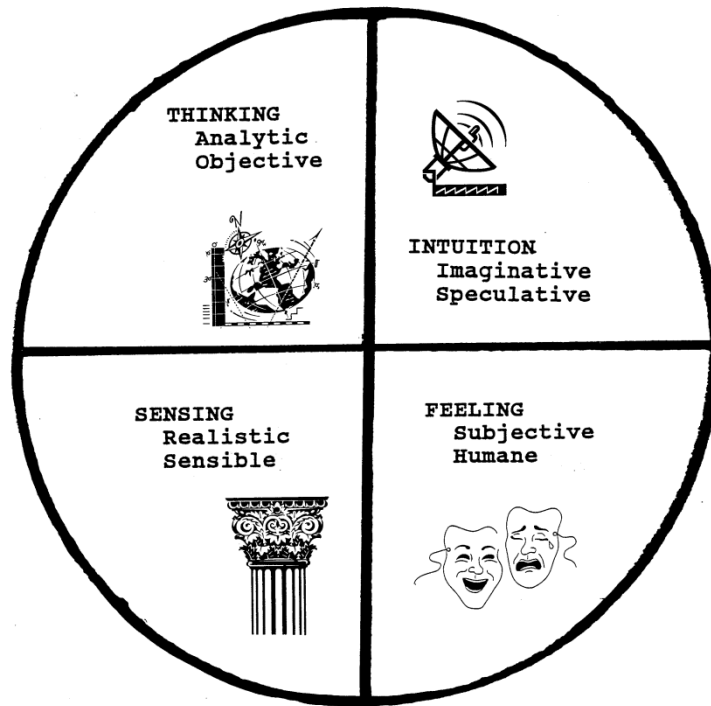
Upper Left or Left Cerebral (FL)	Upper Right or Right Cerebral (FR)
Lower Left or Left Limbic (BL)	Lower Right or Right Limbic (BR)



# Jung Four Functions Model (Carl Gustav Jung)

The focus is on describing key brain functions as exemplified through innate behaviors.

Thinking Function (FL)	Intuition Function (FR)
Sensing Function (BL)	Feeling Function (BR)



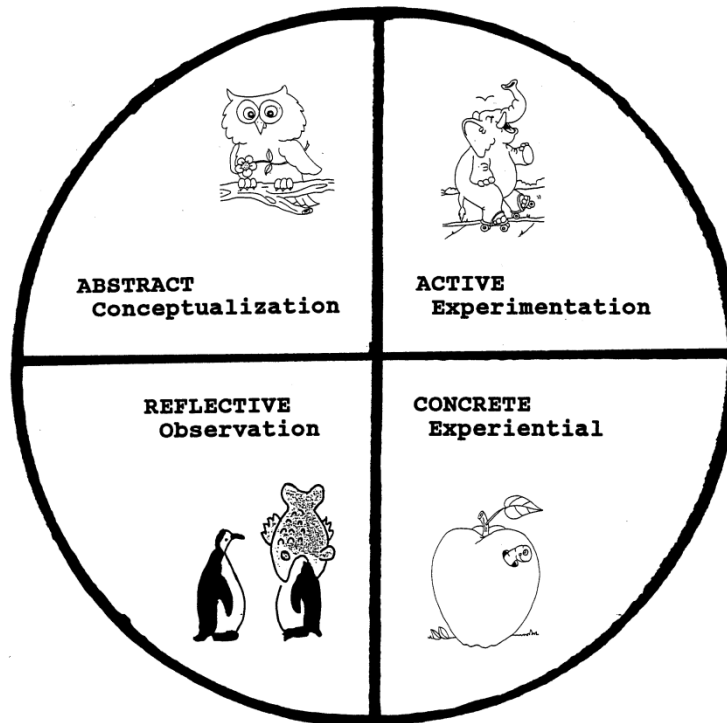
# Kleiner Tuning into Temperaments Model (Brian H. Kleiner)

Science Oriented Thinking (Double Frontal)	Artistic-Sensation-Perceiving (FR)
Responsible Judging (BL)	Feeling Function (BR)

# Kolb Learning Styles (David A. Kolb)

The focus is on assisting teachers to understand and communicate with students more effectively.

Abstract Conceptualization (FL)	Active Experimentation (FR)
Reflective Observation (BL)	Concrete Experience (BR)



---

# Leavitt Executive Styles Model – In Praise of Pathfinders (Harold Leavitt)

The focus is on identifying excellent leaders

Problem Solver (FL)
Implementer (Double Left)
Pathfinder (FR)

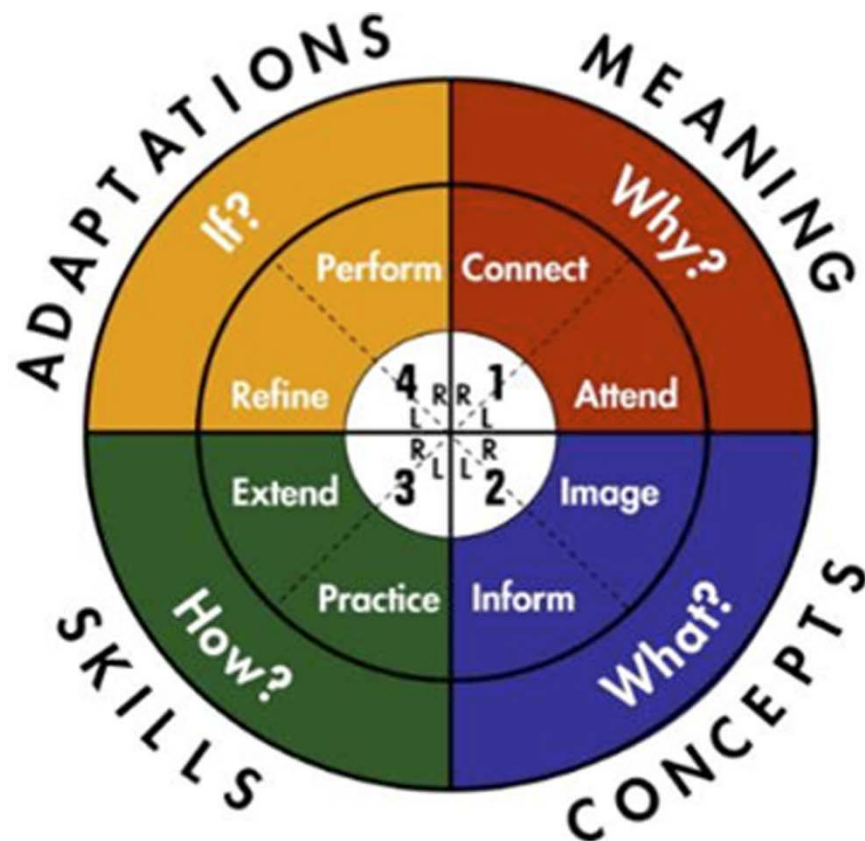


## 4MAT Model (Bernice McCarthy)

(Thanks to Eugene Brewer PhD for correlation with Benziger terminology of four cerebral modes)

The focus is on assisting teachers to teach to all learning styles. While in a learner's strong areas, s/he shines. While in a learner's weaker areas, s/he is stretched to develop, thus becoming whole-brain learning.

<p>Quadrant 2 (FL) Analytic Learner. Scholar, loves school, research, what do the experts think? Asks the question, "What?"</p>	<p>Quadrant 4 (FR) Dynamic Learner. Intuitive learner, often gets right answer but does not know how. Risk taker. Makes whatever is working, work better. Asks the question, "If?" or "What if?"</p>
<p>Quadrant 3 (BL) Common Sense Learner. Kinesthetic oriented, needs to move. Bottom line. Asks the question, "How does this work?"</p>	<p>Quadrant 1 (BR) Imaginative Learner Great Ideas, people oriented. Filters new learning through past experience. Asks the question, "Why?"</p>



## Moore-Gillette Masculine Types Model (Robert Moore, Douglas Gillette)

The focus is on identifying four dominant archetypes guiding male growth and development.

Warrior (FL)	Magician (FR)
King (BL)	Lover (BR)

---

## Myers-Briggs MBTI Model

The focus is on implementing Jung's Model


<b>MBTI Value</b>	<b>Benziger Terminology</b>
Thinking (T)	Frontal Left
Sensing (S)	Basal Left
Feeling (F)	Basal Right
Intuition (N)	Frontal Right
Extroversion (E)	Extraversion
Introversion (I)	Introversion
None	Ambiversion

---

# Native American Medicine Wheel Model

The focus is on conveying a symbolic, metaphoric understanding of the journey through life each person takes.

North, Buffalo (FL)	East, Illumination (FR)
West, Bear (BL)	South, Innocence/Trust (BR)



---

## Performax Disc Model

Dominance (Double frontal and extraverted)
Compliance (Double left and introverted)
Steadiness (Double basal and introverted)
Influencing others (Double right and extraverted)

---

## **Proposed physiological bases or psychological relevance model (Carl Pribram)**

The focus is on natural functional brain dominance or preference.

Left Frontal Lobe (FL)	Right Frontal Lobe (FR)
Left Posterior Cortical Convexity (BL)	Right Posterior Cortical Convexity (BR)

---

## **Rubin's Influence Styles Model (Irv Rubin)**

The focus is on helping leaders to be more effective by expanding choice of:

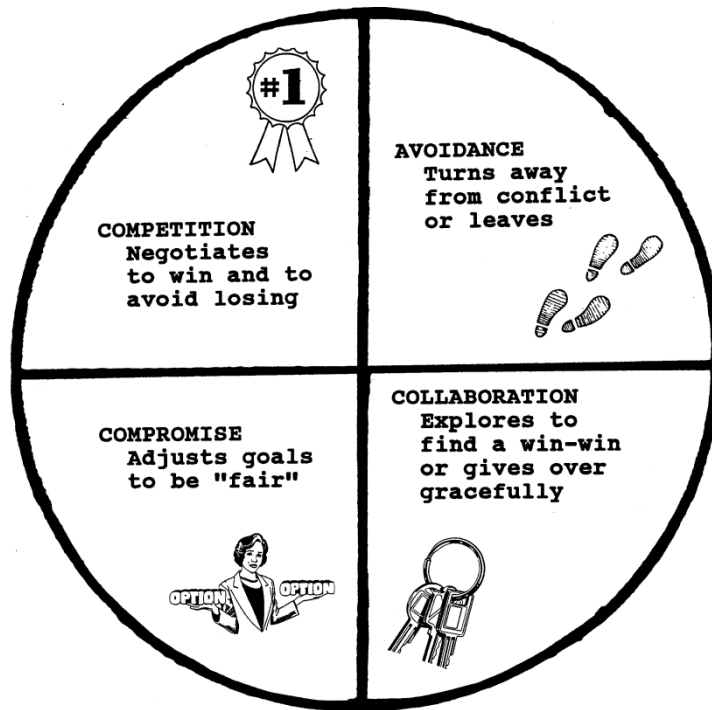
Reason with logic (FL)	Attract with visions (FR)
Assert established goals (BL)	Bridge with other people (BR)

---

# Thomas-Kilman Conflict Styles Inventory Model

The focus is on enabling people to collaborate more effectively to resolve conflicts.

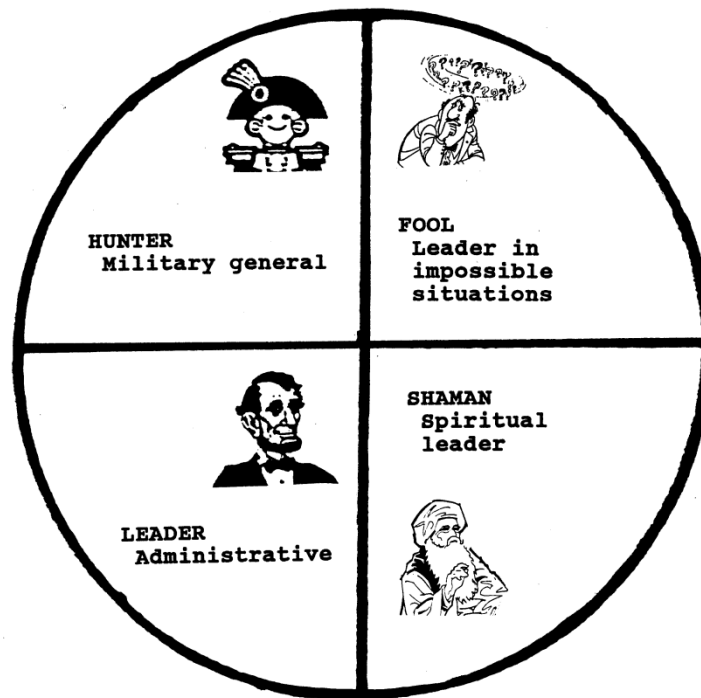
Competition (FL and extreme Extravert)	Avoidance (FR and extreme introvert)
Compromise (BL)	Accommodation (BR)  Collaboration (Double Right or BR)



# Thompson's Archetypes in History Model (Irwin Thompson)

The focus is on theoretical insights.

Hunter – military general (FL)	Fool – leader in impossible situations (FR)
Leader - administrative Leader (BL)	Shaman – Spiritual leader (BR)



---

## Wilson Learning System's Social Styles Model

The focus is on increased selling and influencing skills.

Driver (Double Frontal, Extraverted)
Analytic (Double Left, Introverted)
Amiable (Basal Right, Introverted)
Expressive (Frontal Right, Extraverted)

---